


NEW

HEAVY DUTY 2000 DOOR SYSTEM SERIES 20

- Offers a full rolled edge 24 gauge steel panel, 1-3/4" thick.
- Door is pre-hung with universal swing feature, and is fully reversible in the 3-1/2" thick jamb.
- The 16 gauge jamb and panel are pre-finished in Plyco White over galvanized steel.
- Stainless steel 4" hinges are standard and are applied to a 12 gauge backer plate.
- Six-fin top and bottom seals contact threshold and header to greatly reduce water infiltration.
- Quality double contact weather stripping on jamb allows for greater leak protection.
- Jamb is tooled for hinge and strike mortise, and all jamb mounting holes are counter sunk to allow smooth surface installation.
- Composite lock block and deadbolt prep are standard. Lock strike plate is adjustable.
- Passes ISDI ANSI code tests.
- Standard sizes are 2668, 2868, 3068, 3668, 3070 and 3670.



PLYCO
CORPORATION

Elkhart Lake, WI 53020

| | |
|------------------|------------------|
| USA | INTERNATIONAL |
| 800-558-5895 | 920-876-3611 |
| Fax 800-257-5926 | Fax 920-876-3527 |

Completely designed to provide universal
swing leak protection

Turn it upside down,
.....turn it inside out.

HEAVY DUTY 2000 DOOR SYSTEM SERIES 20

**ONE DOOR DOES
THE WHOLE JOB,
THE RIGHT JOB.**



Left Hand
IN SWING



Right Hand
OUT SWING



Right Hand
IN SWING



Left Hand
OUT SWING

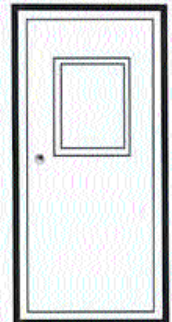
WINDOWS ARE:

- Pre installed and pre caulked with aluminum frame.
- Windows may be insulated or double strength tempered glass.

Refer to price pages for additional options.



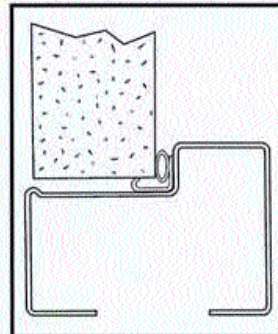
SPECIFY
SWING





DOOR OPTIONS:

- Panic hardware
- Door closers
- Extra heavy duty locksets
- Security deadlocks
- Passage locksets
- Special blocking
- Master keyed locksets
- Barn door latch

Refer to price page for other lockset options.



Quality double contact weather stripping increases air and water leak protection.



Six-fin top and bottom weather seals contact header and threshold to greatly reduce water infiltration.



Stainless hinges and double contact weather seals are standard.



Latch plate is horizontally adjustable in and out to insure a tight fitting door. Simply loosen screws and tighten at desired position.

Full rolled door edge is 24 gauge steel and is 1-3/4" thick.

PLYCO
CORPORATION

Elkhart Lake, WI 53020

USA 800-558-5895
INTERNATIONAL 920-876-3611
Fax 800-257-5926 Fax 920-876-3527

Distributed By: